



The Office of Fraternity and Sorority Life aims to enhance the No. 1 Student Experience by providing relationship-focused coaching and mentorship and educational programming to members. We strive to foster a membership experience that is committed to promoting Clemson's values where students thrive and reach their full potential in academics, brotherhood and sisterhood, social responsibility, leadership and engaged citizenship. Our vision is to be a nationally recognized fraternity and sorority community focused on excellence in student success and impactful engagement to elevate the Clemson community and beyond.

COUNCIL MEMBERSHIP DEMOGRAPHICS

FALL 2023 MEMBERSHIP:

College Panhellenic Association

CPA

13 Chapters
4,329 Members
333 Avg. Chapter Size

Interfraternity Council

IFC

23 Chapters
1,913 Members
83 Avg. Chapter Size

Multicultural Greek Council

MGC

4 Organizations
44 Members
11 Avg. Chapter Size

National Pan-Hellenic Council

NPHC

8 Organizations
106 Members
13 Avg. Chapter Size

2023-24 RECRUITMENT TOTALS:

College Panhellenic Association

CPA

Fall 2023 Primary Recruitment: **1,272**
Fall 2023 Continuous Open Bidding: **96**
Spring 2024 Continuous Open Bidding: **101**
Total: **1,469**

Interfraternity Council

IFC

Fall 2023 Formal Rush: **417**
Fall 2023 Open Rush: **37**
Spring 2024 Formal Rush: **183**
Spring 2024 Open Rush: **18**
Phi Kappa Psi Expansion: **33**
Total: **688**

Multicultural Greek Council

MGC

Fall 2023 Intake: **14**
Spring 2024 Intake: **2**
Total: **16**

National Pan-Hellenic Council

NPHC

Fall 2023 Intake: **35**
Spring 2024 Intake: **13**
Total: **48**

	Men	Women
Overall	47.0%	53.0%
Overall FSL	30.4%	69.6%
% of Gender Affiliated	18.1%	36.7%

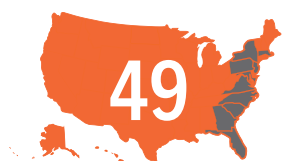
	In-State %	Out-of-State %
CPA	38.4%	61.6%
IFC	39.9%	60.1%
MGC	86.4%	13.6%
NPHC	79.2%	20.8%
Overall FSL	39.8%	60.2%
Overall	60.1%	39.9%

MEMBERSHIP TRENDS FROM FALL 2019-23 GRADE REPORTS:

	Total Undergraduates	Total CPA	Total IFC	Total MGC	Total NPHC	Total Members
Fall 2019	20,602	3,054	1,704	42	79	4,883
Fall 2020	20,868	3,415	1,648	46	81	5,186
Fall 2021	22,080	3,923	1,737	59	70	5,789
Fall 2022	22,938	4,124	1,925	62	88	6,199
Fall 2023	23,340	4,315	1,893	44	106	6,358

30.2%

Membership increase
between Fall 2019 to
Fall 2023



Membership: U.S. States
represented (all except North Dakota)

Top 10 States Represented

South Carolina: **2,545** | Virginia: **263**
New Jersey: **478** | Massachusetts: **244**
North Carolina: **358** | Maryland: **234**
New York: **357** | Pennsylvania: **219**
Georgia: **264** | Florida: **196**



Membership: non-U.S.
countries represented

Australia
Brazil
Canada
Denmark
England
Germany
India
Mexico
Panama
Scotland
Taiwan
Virgin Islands

Top 10 Majors Represented

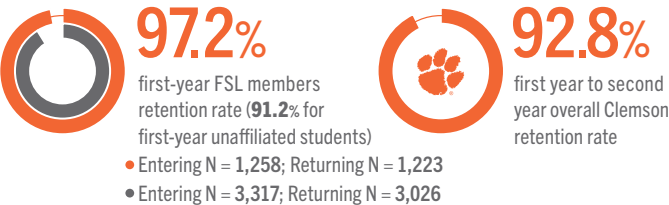
Pre-Business: **548** | Management: **339**
Financial
Management: **545** | Psychology: **291**
Marketing: **492** | Health Science: **199**
Biological
Sciences: **464** | General
Engineering: **194**
Nursing: **354** | Political Science: **167**

ACADEMIC DATA

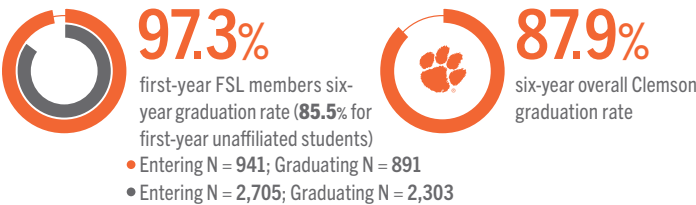
	Overall 🐾 GPA	Overall FSL GPA	CPA	IFC	MGC	NPHC
Fall 2023	3.345	3.462	3.562	3.263	3.292	2.966
Spring 2024	3.360	3.486	3.592	3.288	3.461	3.115

In Fall 2023: **85.0%** of all chapters exceeded 3.0; **82.68%** of all members exceeded 3.0
In Spring 2024: **85.7%** of all chapters exceeded 3.0; **86.95%** of all members exceeded 3.0

RETENTION — 2022 COHORT DATA:



GRADUATION — 2017 COHORT DATA:



SERVICE AND PHILANTHROPY



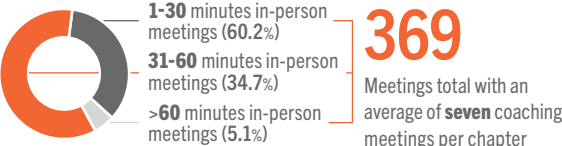
COACHING MODEL HIGHLIGHTS



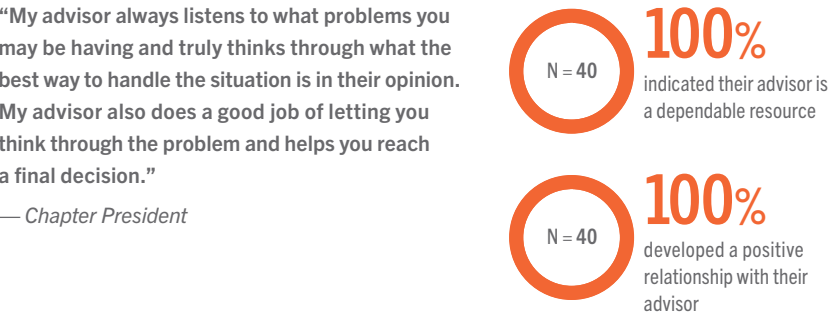
COUNCIL ENGAGEMENT:



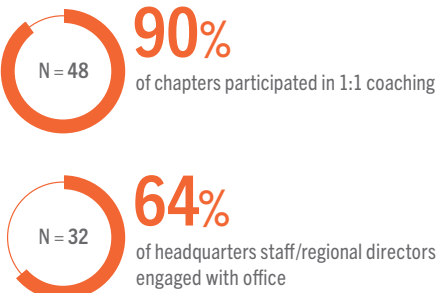
CHAPTER ENGAGEMENT:



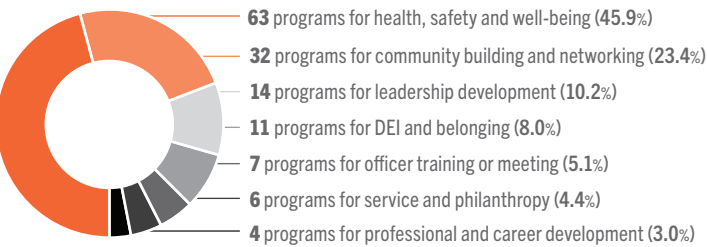
SPRING 2024 COACHING SURVEY OUTCOMES:



COACHING MODEL OUTCOMES:



EDUCATIONAL PROGRAMS



137

FSL and Council-led programs

16,127

Total program attendance at FSL and Council-led programs

5,200

Unique number of program attendees

3.10

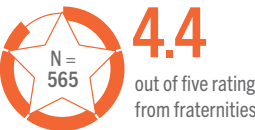
Average number of programs attended per person

STUDENT AND MEMBER EXPERIENCE

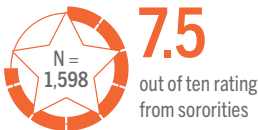
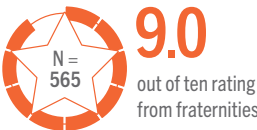
CULTURE OF CAMPUS FRATERNITIES AND SORORITIES SURVEY:

Every two years, the Office of Fraternity and Sorority Life partners with Dyad Strategies to survey all members of the community to identify strengths and opportunity for chapters and the overall community.

Sense of Belonging: significantly higher than peer and national averages for both fraternity and sorority members.



Overall Satisfaction: satisfaction among members of campus fraternities and sororities increased in 2024.



AWARDS AND RECOGNITION

NATIONAL AWARDS 2023-24:

College Panhellenic Association

Council Impact Award
Southeastern Greek Leadership Association

Interfraternity Council

Outstanding Interfraternity Council
North American Interfraternity Conference

Outstanding Peer Governance
North American Interfraternity Conference

Laurel Wreath Award for the IFC New Member Series
North American Interfraternity Conference

Undergraduate Award of Distinction: John Shoemaker, 2023 IFC President
North American Interfraternity Conference

Council Impact Award
Southeastern Greek Leadership Association

CHAPTER EXCELLENCE AWARDS 2024:

Members of the Year

Sidney Kornberg (CPA)
Delta Zeta

Hunter Stokes (IFC)
Phi Sigma Kappa

Katelyn Nguyen (MGC Member)
Delta Phi Lambda Sorority, Inc. .

Blake Summer (NPHC Sorority)
Zeta Phi Beta Sorority, Inc.

James Barr (NPHC Fraternity)
Kappa Alpha Psi Fraternity, Inc.

Chapters of the Year

Kappa Delta (CPA)
Amanda H. Hays Cup

Beta Upsilon Chi (IFC)
Dr. Jerome V. Reel, Jr. Cup

Delta Phi Lambda Sorority, Inc. (MGC)
Founders Cup

Delta Sigma Theta Sorority, Inc. (NPHC)
Dr. Altheia L. Richardson Cup

PILLARS OF THE COMMUNITY AWARDS 2024:

Winston Fowler
Sigma Alpha Zeta (now Pi Kappa Alpha)

Dr. Donald McKale
Delta Tau Delta

Dr. Altheia Richardson
Delta Sigma Theta Sorority, Inc.

Dr. Joy Smith
Kappa Kappa Gamma

Cathy Campbell Turner
Alpha Gamma Delta

Dr. Curtis White
Omega Psi Phi Fraternity, Inc.